

VISITOR SPENDING

	2018	2019	YEAR OVER YEAR CHANGE
Stayover Visitor	503.8	560.9	↑ \$57.1 11.3%
Cruise Visitor	145.3	140	↓ \$5.3 3.6%
TOTAL	649.1	700.9	↑ \$51.8 8.0%

US\$ million

9 MONTH DESTINATION SNAPSHOT


JANUARY - SEPTEMBER

2019



CAYMAN ISLANDS
GRAND CAYMAN | CAYMAN BRAC | LITTLE CAYMAN

ACCOMMODATION



BEDROOMS 6,974

GUEST HOUSE 1,062
HOTEL 2,716
APARTMENT 3,198



BEDS 9,898



BED PLACES 20,571
(Capacity)



1,718,449

TOTAL
VISITORS

↓ 2.7%



386,290

STAYOVER
VISITORS

↑ 10.3%

HIGHEST IN RECORDED HISTORY



1,332,159

CRUISE
VISITORS

↓ 5.9%



\$700.9m

TOTAL VISITOR
SPEND (US\$)

↑ 8%

CONTACT US

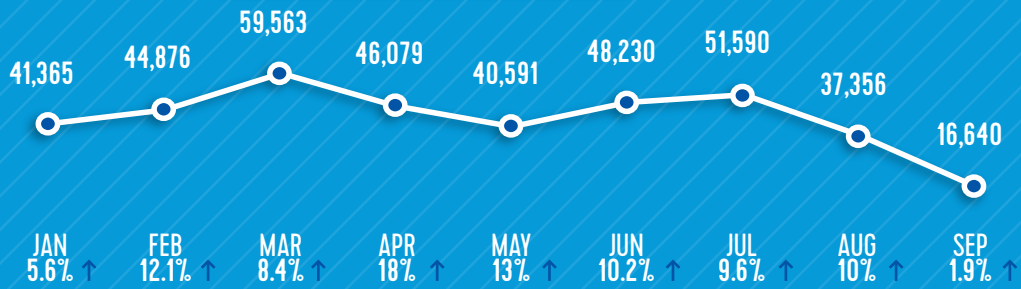
www.visitcaymanislands.com | www.visitcaymanislands.com/statistics | research@caymanislands.ky

[f /VisitCaymanIslands](#) | [t @Cayman_Islands](#) | [y /CaymanTourism](#) | [i @VisitCaymanIslands](#) | [p /CaymanTourism](#)

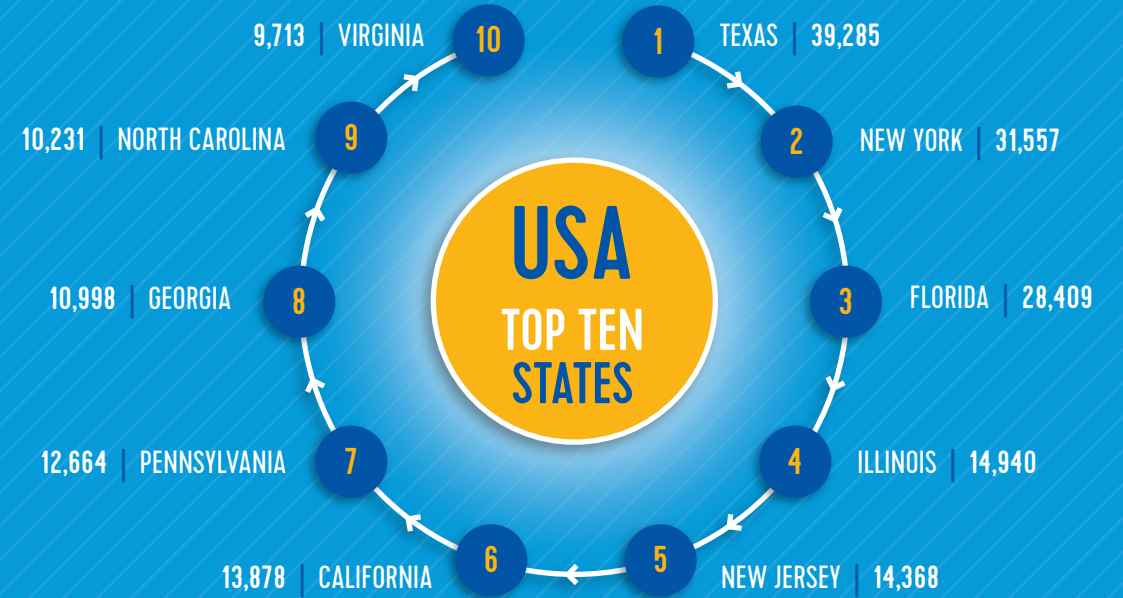
GLOBAL ARRIVALS



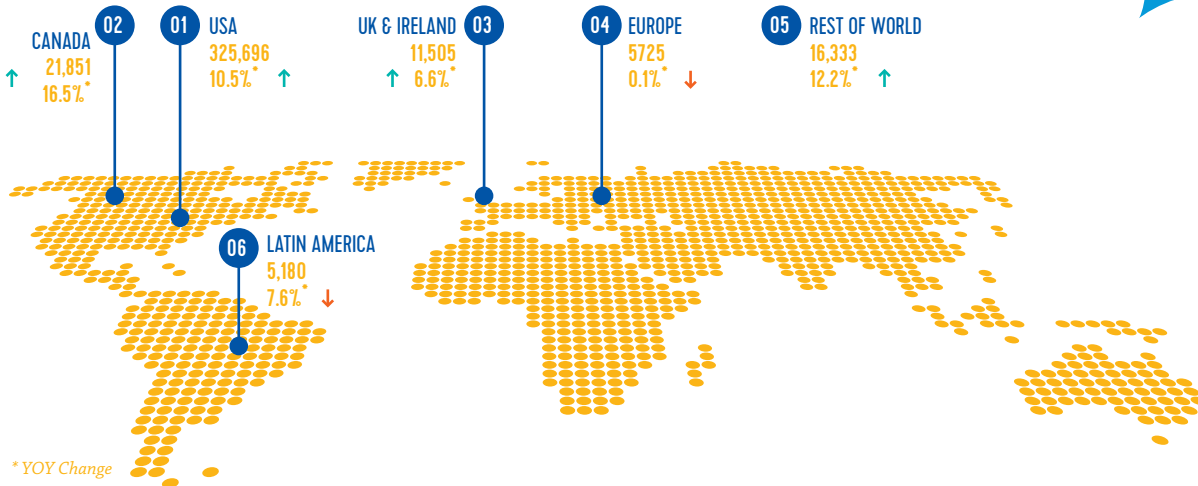
STAYOVER VISITORS



CRUISE VISITORS



REGIONAL ARRIVALS



STAYOVER VISITORS
AVERAGE LENGTH OF STAY

NIGHTS
5.95



PURPOSE OF VISIT



RECREATION
80.7%



BUSINESS
5.9%



FAMILY
5.2%



DIVING
3.4%



WEDDING
0.8%



OTHER
4.0%